


# WEEK 10 - DAKOTA STAR

## Diamonds



For this block you have the option of fussy cutting the diamond shapes.

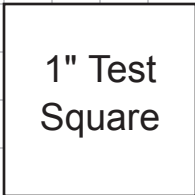
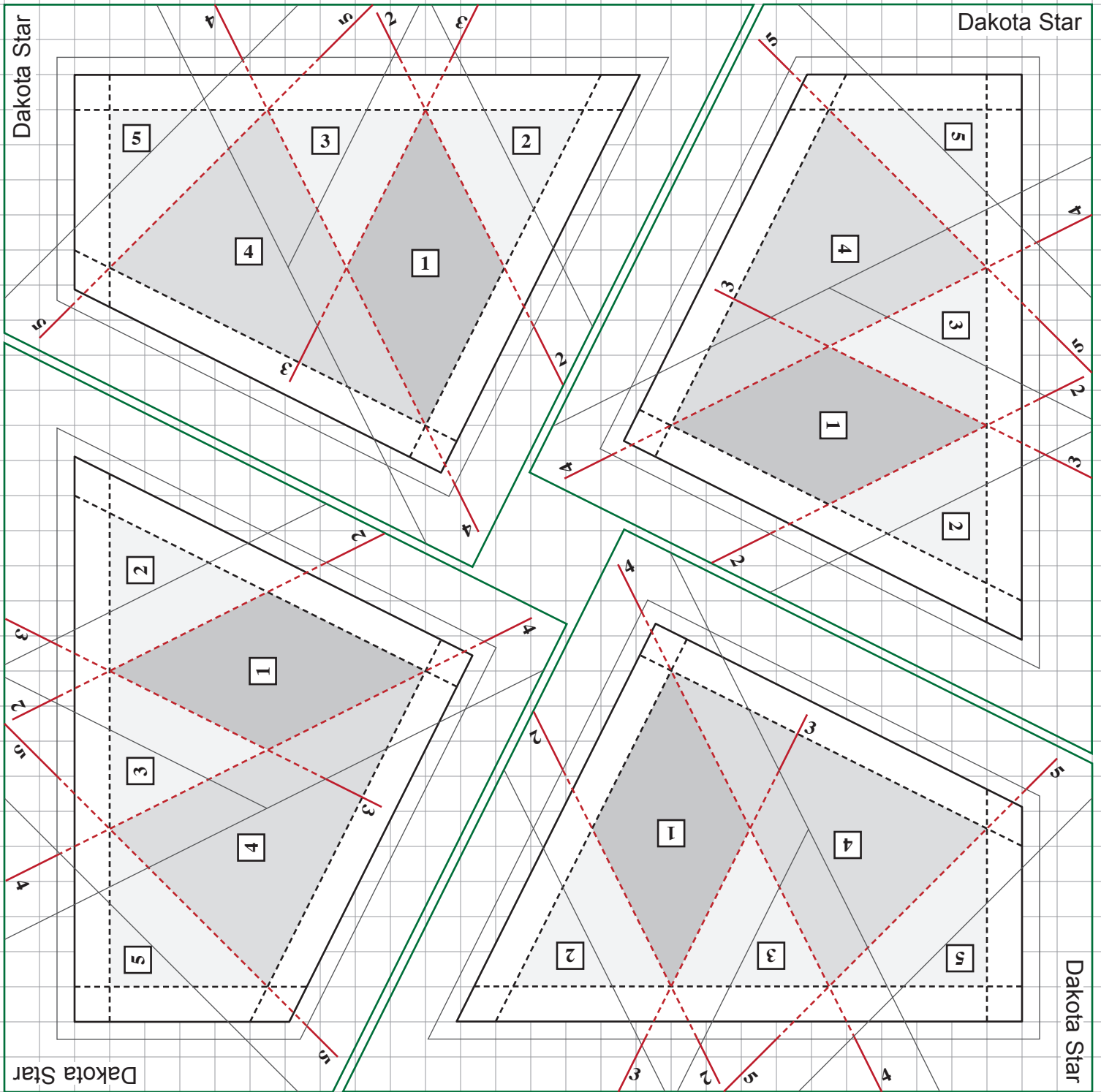
## CUTTING FABRIC PIECES

Refer to the Cutting List on Page 3 to cut the fabric pieces. To fussy cut the diamonds, place a clear template (I used a clear adhesive label) in the desired location on the fabric and trace the design with a pencil or permanent marker. I used a pencil then traced over it with a red permanent marker so you can see the lines better in the photo. Use this template to cut the pieces by finding 4 same motifs on the fabric, and adding a  $\frac{3}{8}$ " seam allowance.



## PIECING THE BLOCK

1. Refer to Week 1 General Instructions and Week 4 - A Snowflake to piece the block. Place the fabric piece for Location #1 in place, making sure it is going in the correct direction. Use a dot of glue or a narrow strip of tape to hold the tips down. Remove tape after sewing and before trimming the seam. Do not use pins as they will distort the fabric and push it out of location.
2. Assemble the units into pairs. When sewing the pairs together, you might want to baste the center first. If you aren't happy with the center seam, it is easier to remove some of the paper first before resewing to get a better match.
3. Press all seams in a circular direction (counterclockwise on front).





Set Page Scaling = None.  
Background Grid Measures 1/4".

**DAKOTA STAR**  
4 1/2" Finished

# DAKOTA STAR

4½" Finished

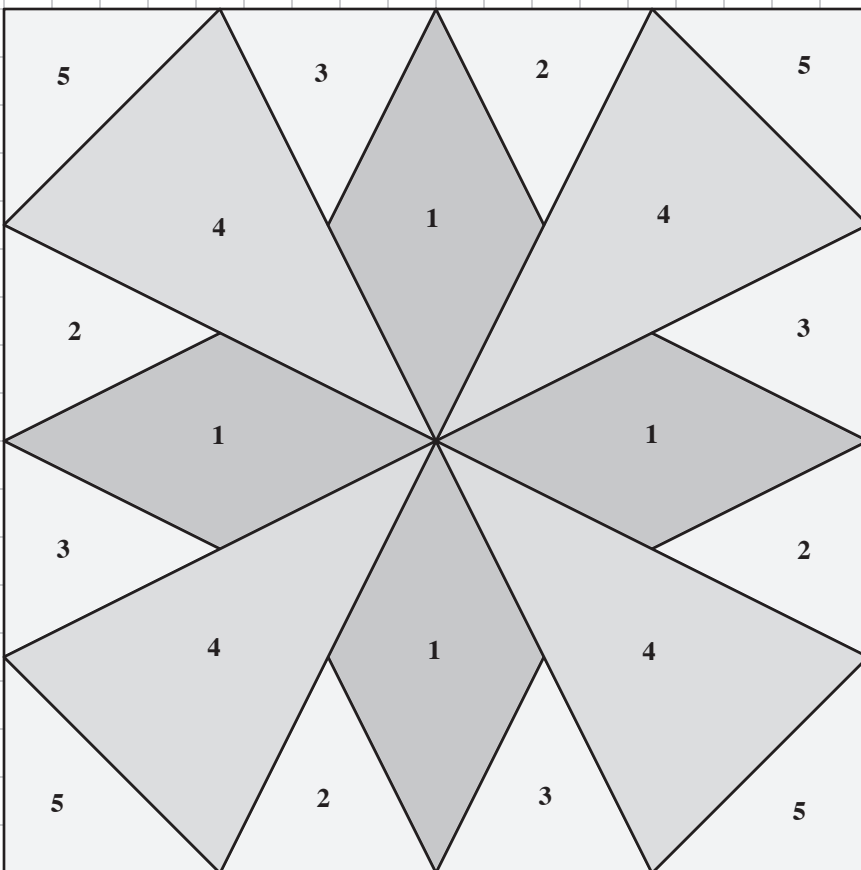
## CUTTING LIST

Location	Size to Cut
1	Fussy cut 
2, 3	2" strips
4	2⅝" x 3⅜"
5	2½" x 2½" 

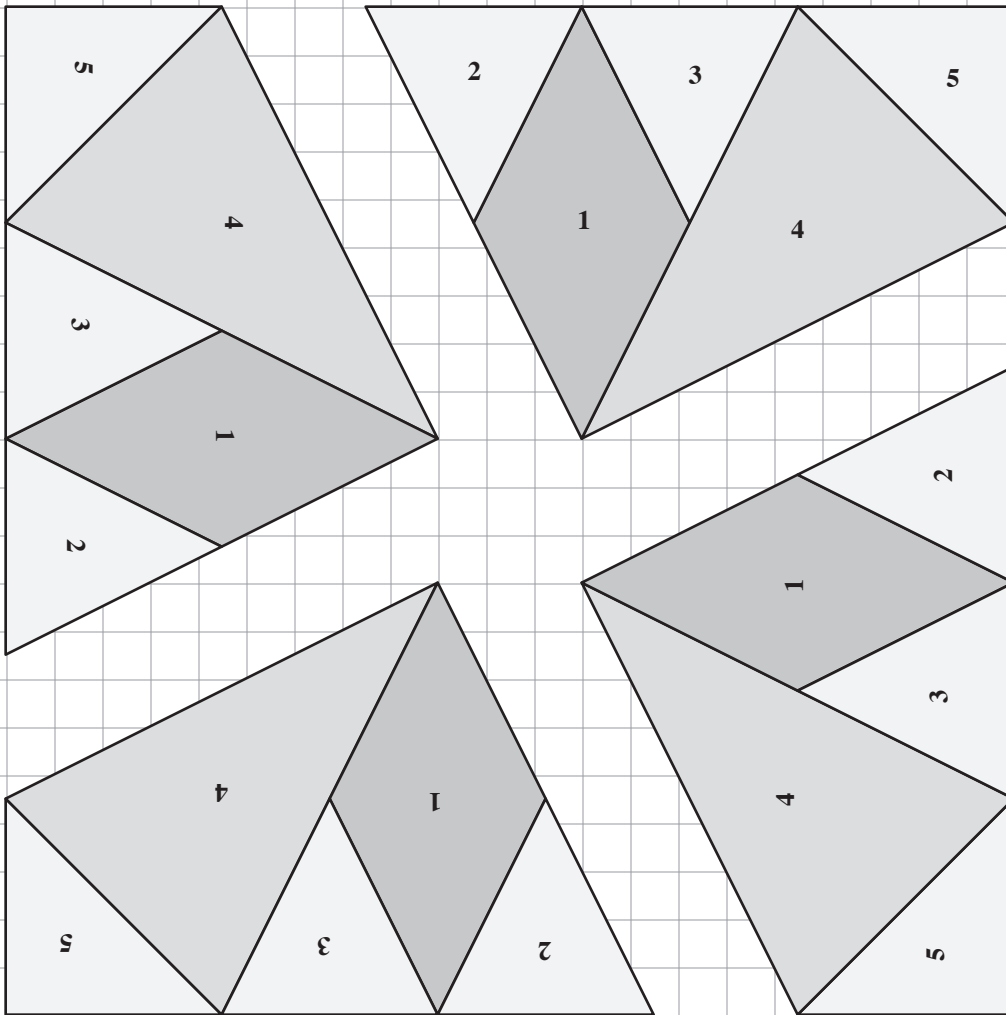
Trace 1, 2, 3, and 4 on freezer paper. Cut out and iron to fabric pieces leaving a ⅜" seam allowance on all sides. Layer all 4 same size fabrics and cut away excess fabric over ⅜".

When making multiple blocks, Location #4 may be cut from 3⅜" strips for less fabric waste.

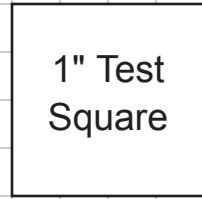
If you don't plan to fussy cut Location #1, it may be cut from 1¾" strips. The straight grain will be on two sides.



Set Page Scaling = None.  
Background Grid Measures ¼".



**DAKOTA STAR**  
 4½" Finished  
 Mirrored



Set Page Scaling = None.  
 Background Grid Measures ¼".

Use these mirrored templates for  
 other paper piecing methods.